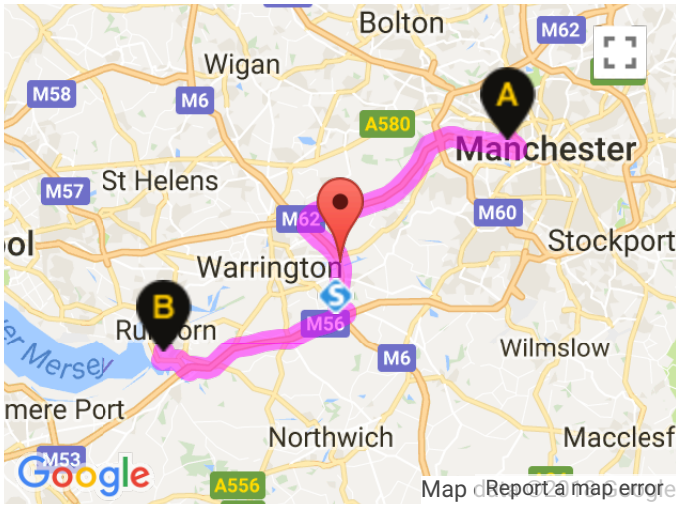


# AA Route Planner




**From Salford, UK to: Runcorn WA7 4QX, UK**  
**Distance: 31.3 miles | Time: 0 hr 38 min**

Distance	Directions	Total
0.0	<b>Start:</b> 50 Fitzwarren St, Salford M6 5JF, UK Head north towards Fitzwarren St	0.0
0.1	Exit the roundabout onto Fitzwarren St	0.1
0.3	Turn left onto Liverpool St	0.3
0.5	Turn right onto Albion Way/A5063	0.8
0.2	Slight left onto Regent Rd Roundabout	1.0
0.0	Keep right to stay on Regent Rd Roundabout	1.0
0.0	Turn right onto Regent Rd/A57	1.1
0.1	Continue onto M602	1.1
4.2	Continue onto M62	5.4
8.0	At junction 10, take the M6 (S) exit to Birmingham	13.3
<div style="border: 2px solid blue; padding: 5px; display: inline-block;"> <b>M6</b> Birmingham Chester (M56)                 </div>		
1.4	Merge onto M6	14.7
2.0	Thelwall Viaduct	16.8
1.9	Lymm Truckstop Services Southbound Located at Junction 20 of the M6. For Services follow signs Service Area has access to M6 and M56 in all directions.	18.6
0.5	At junction 20A, exit onto M56 towards North	19.2

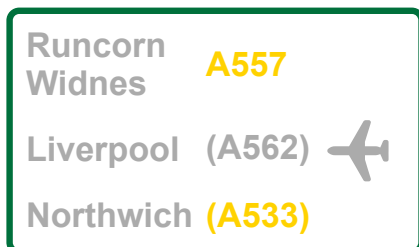
## Wales/Chester/Runcorn



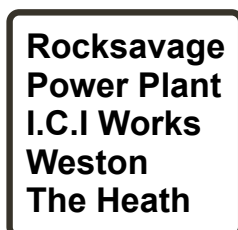
9.6 At junction 12, take the A557 exit to Frodsham/Runcorn Airport/Widnes 28.8



0.2 At the roundabout, take the 2nd exit onto Rocksavage Expy/Weston Point Expy/A557 29.0  
Continue to follow Weston Point Expy/A557



1.5 Take the exit towards Weston Village/The Heath 30.6



0.2 Turn right onto Rocksavage Way 30.8  
Go through 1 roundabout  
Destination will be on the right



0.5 **Arrive:** The Heath, Runcorn WA7 4QX, UK 31.3

Section time: 38 min 24 s, Total time: 38 min 24 s

### AA Roadwatch

**Call 84322 – get traffic and weather news in a hurry, 24 hours.**  
Calls from mobiles are charged at up to 65p per minute at all times. Mobile rates vary.

#### About your route

This recommended route is designed as a guide to help you get to your destination safely and easily. If you find an error or

omission, please let us know ([routeplannerfeedback@theaa.com](mailto:routeplannerfeedback@theaa.com)) so we can correct it for future users.

You must not use this route in a way that interferes with your control of your vehicle, or otherwise endangers your safety or the safety of others.

No representation is made or guarantee given as to the content or usability of these directions. TheAA.com and its suppliers assume no responsibility for any loss or delay resulting from use of these directions.

© The Automobile Association Limited 2015